


22260456	DATA SHEET	
Valid from: 21.12.2023	AB-C4-(L*)PUR-M12FS-SH	

Product description

- Sensor/actuator cable, 4-pol, PUR black
- Straight M12-jack on free conductor end
- Shielded



General characteristics

Number of pins	4
Ambient temperature	-25 °C to +90 °C (-13°F to 194°F) (plug / jack) -40 °C to +80 °C (-40°F to 176°F) (cable, fixed installation) -25 °C to +80 °C (-13°F to 176°F) (cable, movable installation)
Degree of protection	IP65 / IP67
Coding	A-standard
Tightening torque	0,4 Nm (M12-connector)
Plugging cycles	≥ 100

Variation

Article number	Description	Length [m]	Configuration
22262162	AB-C4- 1,5PUR-M12FS-SH	1,5	straight
22260456	AB-C4-2,0PUR-M12FS-SH	2	straight
22262126	AB-C4- 3,0PUR-M12FS-SH	3	straight
22260457	AB-C4-5,0PUR-M12FS-SH	5	straight
22261100	AB-C4-15,0PUR-M12FS-SH	15	straight
22260823	AB-C4-20,0PUR-M12FS-SH	20	straight
22261061	AB-C4-25,0PUR-M12FS-SH	25	straight
22260160	AB-C4-30,0PUR-M12FS-SH	30	straight

Additional note

Data sheet also valid for variant lengths. Other lengths on request.

Electrical properties


Rated voltage	48 V AC / 60 V DC
Rated current	4 A
Overvoltage category	II
Pollution degree	3

Mechanical properties

Jack

Inflammability class in accordance with UL 94	HB
Contact, material	CuSn
Contact carrier, material	TPU GF
Contact surface, material	Ni/Au
Knurl, material	Zinc diecasting, nickel-plated
Handle, material	TPU, flame retardant, self-extinguishing
Sealing, material	NBR

Creator: THLE3/PDP Released: IVSE1/PDP	Document: DB22260456EN Version: 08	Page 1 of 3
---	---------------------------------------	-------------

22260456	DATA SHEET	
Valid from: 21.12.2023	AB-C4-(L*)PUR-M12FS-SH	

Line

Cable construction	4 x AWG22/42
Signal line, construction	42 x 0,1 mm
Conductor cross-section	0,34 mm ²
Conductor diameter including isolation	1,27 mm ± 0,02 mm
Cable outer diameter D	5,9 mm ± 0,15mm
Insulation color	brown, white, blue, black
Sheath color	grey-black, RAL 7021
Shielding	Braid of tinned copper wires
Number of bending cycles	10.000.000
Minimum bending radius, drag chain use	10 x D
Traveling distance	10 m
Traveling speed	3 m/s
Acceleration	10 m/s ²
Cable weight	36 kg/km
Outer coating, material	PUR
Wire insulation, material	PP
Insulation resistance	≥ 100 GΩ*km (at 20 °C)
Conductor resistance	≤ 58 Ω/km (at 20 °C)
Flame resistance	acc. to UL 758/1581 FT2 DIN EN 60332-2-2 (20 s)
Halogen-free	acc. to DIN VDE 0472 Part 815 DIN EN 50267-2-1
Oil resistance	acc. to DIN EN 60811-2-1
Other resistances	resistant to hydrolysis and microbes good resistant to acids, lyes and solvents limited UV resistance acc. to DIN EN ISO 4892-2-A resistant to sea water abrasion resistant

Standards/Approvals

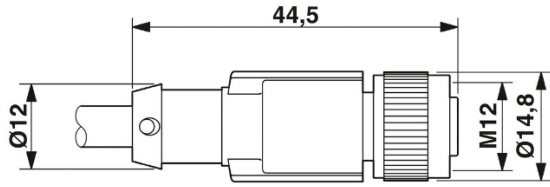
Product standard, M12 connector	IEC 61076-2-101
UL-Listed, E-File	E249137

Creator: THLE3/PDP Released: IVSE1/PDP	Document: DB22260456EN Version: 08	Page 2 of 3
---	---------------------------------------	-------------

22260456	DATA SHEET	
Valid from: 21.12.2023	AB-C4-(L*)PUR-M12FS-SH	

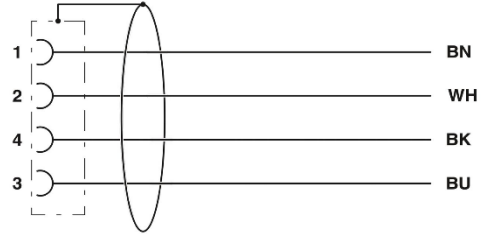
Technical drawing

Dimensional drawing



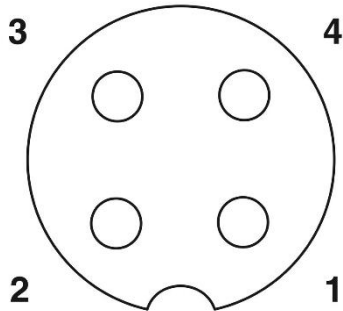
Jack M12 x 1, straight, shielded

Circuit diagram



Pin assignment from M12-jack

Drawing



Pin assignment M12-jack, 4-pol, A-coding

Wire cross section



Application range

For increased mechanical load and rough operating conditions

Note

Photographs are not true to scale and do not represent detailed images of the respective products.

Creator: THLE3/PDP Released: IVSE1/PDP	Document: DB22260456EN Version: 08	Page 3 of 3
---	---------------------------------------	-------------